

WARRANTY POLICY

Buhler Manufacturing products are warranted for a period of twelve (12) months from original date of purchase, by original purchaser, to be free from defects in material and workmanship under correct, normal agricultural use and proper applications.

Buhler Manufacturing's obligations under this warranty shall be limited to the repair or exchange, at Buhler Manufacturing's option, of any Buhler Manufacturing product or part which proves to be defective as provided. Buhler Manufacturing reserves the right to either inspect the product at the buyer's location or have it returned to the factory for inspection.

The above warranty does not extend to goods damaged or subject to accident, abuse or misuse after shipment from Buhler Manufacturing's factory, nor to goods altered or repaired by anyone other than an authorized Buhler Manufacturing representative.

Buhler Manufacturing makes no Express Warranties other than those, which are specifically described. Any description of goods, including any references and specifications in catalogues, circulars and other written material published, is for the sole purpose of identifying goods and shall conform to such descriptions. Any sample or model is for illustrative purposes only and does not create an Express Warranty that the goods conform to sample or model shown.

The purchaser is solely responsible for determining suitability of goods sold. This warranty is expressly in lieu of all other warranties expressed or implied. Buhler Manufacturing will in no event be liable for any incidental or consequential damages whatsoever. Nor for any sum in excess of the price received for the goods for which liability is claimed.

WARRANTY CLAIMS:

Warranty requests must be prepared on Buhler Manufacturing Warranty Claim Forms with all requested information properly completed. Warranty Claims must be submitted within a thirty (30) day period from date of failure repair.

WARRANTY LABOR:

Any labor subject to warranty **must** be authorized by Buhler Manufacturing. The labor rate for replacing defective parts, where applicable, will be credited at a rate determined by the Company, Buhler Manufacturing.

IMPORTANT FACTS:

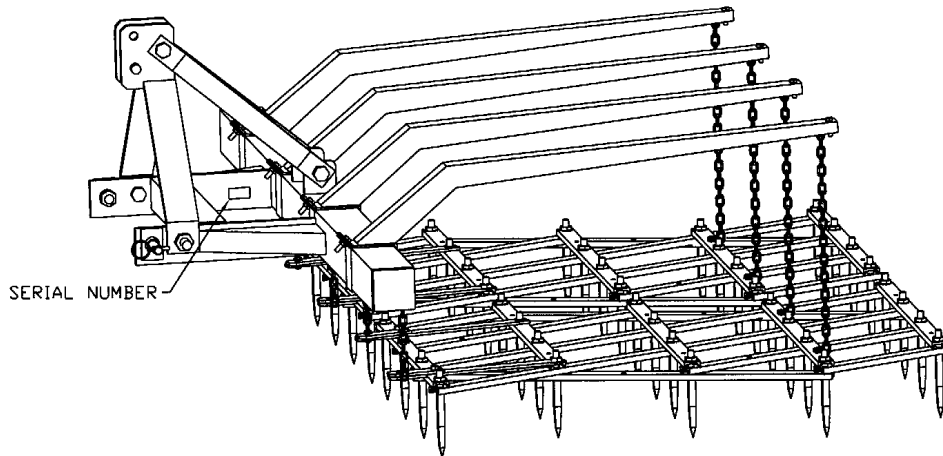
Buckets and Bucket Tines Carry No Warranty

Bent Spears Carry No Warranty

Snowblower Fan Shafts Carry No Warranty

Mower Blades Carry No Warranty

Portable Auger Parts Have Two (2) Year Warranty

DRAG HARROW

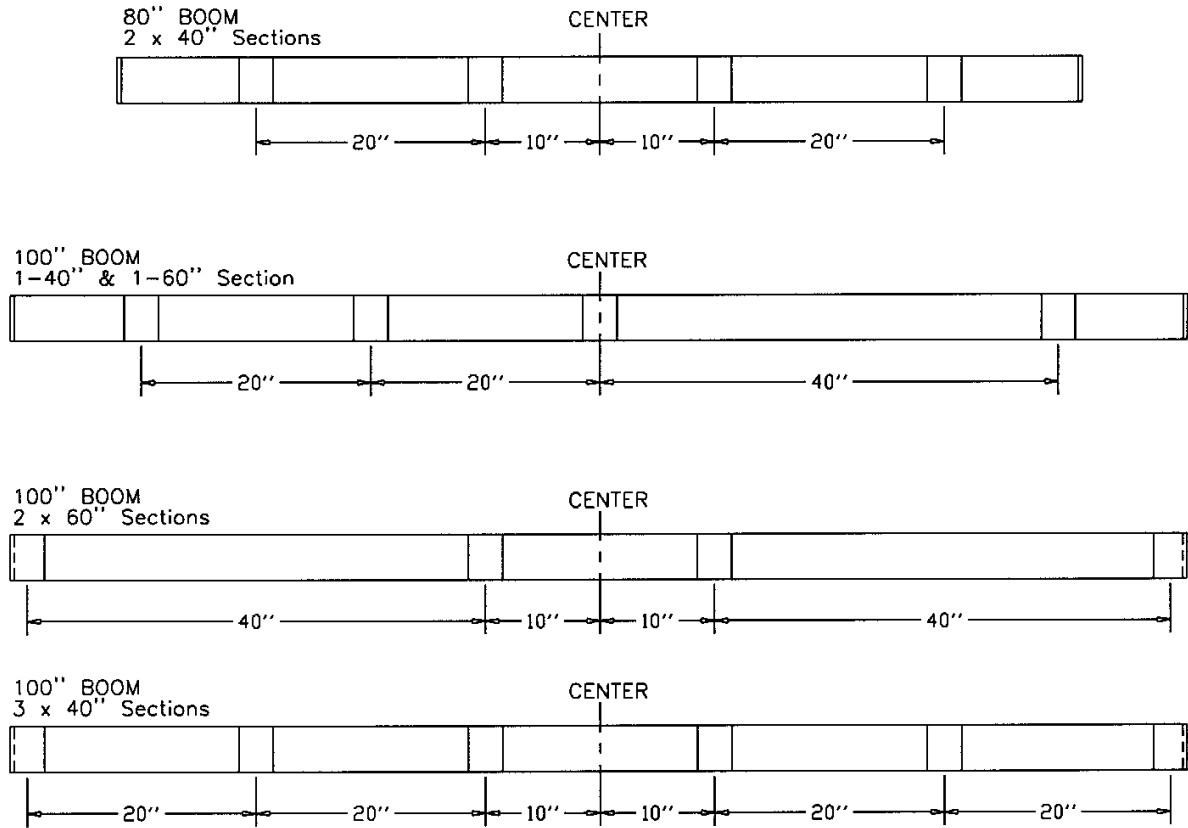
DH-03

The Drag Harrow is designed to carry standard spike tooth parallel harrows mounted on a 4" x 4" boom. The harrow is mounted on a standard category 1 3-point hitch. Harrow sections have 5/8" square teeth and channel construction. The harrow is used for leveling or raking trash. The harrow is available with 80" or 100" booms.

DRAG HARROW ASSEMBLY INSTRUCTIONS

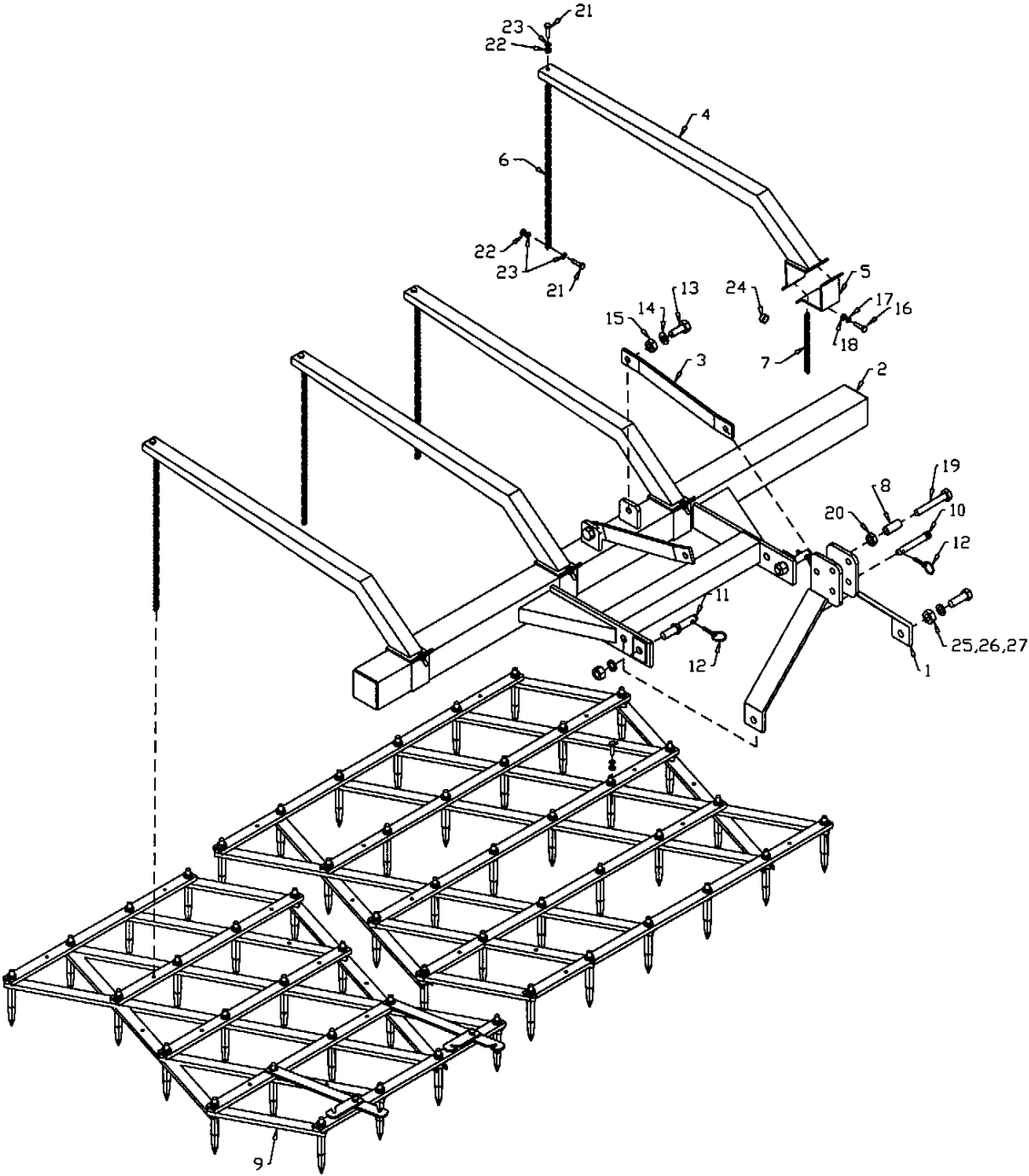
1. Assemble the hitch (#1), boom (#2) and braces (#3) using the hardware supplied.
2. Mount the assembly on the tractor using the three point pins.
3. Space the stakes according to the size of harrow sections used (see drawing on next page). Mount the stakes using stake caps, 1/2" x 1 1/2" hex bolts, 1/2" lock washers and 1/2" hex nuts. Simultaneously fasten the 10-link drag chain between the stake and stake cap using the same bolts. A 7/16" long spacer is fitted in the last link of drag chain. The bolt goes through the spacer and prevents the chain from being clamped tight.

STAKE SPACING FOR DRAG HARROWS



DH-02

4. Bolt the 1/4" lift chains to the top of the stakes using 3/8" x 1 1/2" hex bolts, flat washer and lock nuts. Use about 21 links on the lift chain to attach the stake to the harrow section.



DH-01

WHEN ORDERING PARTS

Always give your dealer the Model and Serial Number of your machine to assist him in ordering and obtaining the correct parts. Use the exploded view and tabular listing of the area of interest to exactly identify the required part.

DRAG HARROWS

ITEM	PART #	DESCRIPTION
1	F0351	Hitch Weldment
2	906753	80" Boom Weldment
	906754	100" Boom Weldment
3	906755	Hitch Brace
4	964625	Stake
5	964627	Stake Cap
6	964633	Lift Chain - 28 Links
7	964555	Drag Chain - 10 Links
8	906770	Spacer (1" O.D. x 2 1/4" L)
9	F40P	40" Parallel Harrow
	F60P	60" Parallel Harrow
10	965807	Top Link Pin (Cat. 1)
11	965809	Lift Arm Pin (Cat. 1)
12	965911	Linch Pin (7/16")
13	84467	3/4" x 2" Hex Bolt (pl)
14	81701	3/4" Lock Washer (pl)
15	81700	3/4" Hex Nut (pl)
16	84277	1/2" x 1 1/2" Hex Bolt (pl)
17	81637	1/2" Lock Washer (pl)
18	81636	1/2" Hex Nut (pl)
19	811751	3/4" x 5" Hex Bolt (pl)
20	812365	3/4" Lock Nut (pl)
21	811792	3/8" x 1 1/2" Hex Bolt (pl)
22	812363	3/8" Lock Nuts (pl)
23	964001	Flat Washer (1" O.D. x 7/16" I.D., x 10GA) (pl)
24	964741	Chain Spacer (7/16" lg) (pl)
25	966527	7/8" x 2 1/2" Hex Bolt (pl)
26	81723	7/8" Lock Washer (pl)
27	81722	7/8" Hex Nut (pl)

DRAG HARROW BUNDLE NUMBERS**QUANTITY BUNDLE NO. DESCRIPTION****Y80DH 80" DRAG HARROW w/2 – 40" parallel harrows**

1	F2071	Stakes
2	F40P	Parallel Harrow 40"
1	F6503	Hitch
1	F6522	80" Boom
1	F6523	Carton of Parts

Y1002DH 100" DRAG HARROW w/1 – 40" and 1 – 60" parallel harrow

1	F2071	Stakes
1	F40P	Parallel Harrow 40"
1	F60P	Parallel Harrow 60"
1	F6503	Hitch
1	F6523	Carton of Parts
1	F6524	Boom 100"

Y1003DH 100" DRAG HARROW w/3 – 40" parallel harrows

1	F2070	Stakes
3	F40P	Parallel Harrow 40"
1	F6503	Hitch
1	F6524	Boom 100"
1	F6526	Carton of Parts

YDH1 80" DRAG HARROW less 2 harrow sections

1	F2071	Stakes
1	F6503	Hitch
1	F6522	80" Boom
1	F6523	Carton of Parts

YDH2 100" DRAG HARROW less 2 harrow sections

1	F2071	Stakes
1	F6503	Hitch
1	F6523	Carton of Parts
1	F6524	Boom 100"

YDH3 100" DRAG HARROW less 3 harrow sections

1	F2070	Stakes
1	F6503	Hitch
1	F6524	100" Boom
1	F6526	Carton of Parts