

WARRANTY REGISTRATION AND POLICY

Buhler Manufacturing products are warranted for a period of twelve (12) months from original date of purchase, by original purchaser, to be free from defects in material and workmanship under correct, normal agricultural use and proper applications.

Buhler Manufacturing's obligations under this warranty shall be limited to the repair or exchange, at Buhler Manufacturing's option, of any Buhler Manufacturing product or part which proves to be defective as provided. Buhler Manufacturing reserves the right to either inspect the product at the buyer's location or have it returned to the factory for inspection.

The above warranty does not extend to goods damaged or subject to accident, abuse or misuse after shipment from Buhler Manufacturing's factory, nor to goods altered or repaired by anyone other than an authorized Buhler Manufacturing representative.

Buhler Manufacturing makes no Express Warranties other than those, which are specifically described. Any description of goods, including any references and specifications in catalogues, circulars and other written material published, is for the sole purpose of identifying goods and shall conform to such descriptions. Any sample or model is for illustrative purposes only and does not create an Express Warranty that the goods conform to sample or model shown.

The purchaser is solely responsible for determining suitability of goods sold. This warranty is expressly in lieu of all other warranties expressed or implied. Buhler Manufacturing will in no event be liable for any incidental or consequential damages whatsoever. Nor for any sum in excess of the price received for the goods for which liability is claimed.

WARRANTY CLAIMS:

Warranty requests must be prepared on Buhler Manufacturing Warranty Claim Forms with all requested information properly completed. Warranty Claims must be submitted within a thirty (30) day period from date of failure repair.

WARRANTY LABOR:

Any labor subject to warranty **must** be authorized by Buhler Manufacturing. The labor rate for replacing defective parts, where applicable, will be credited at a rate determined by the Company, Buhler Manufacturing.

IMPORTANT FACTS:

Buckets and Bucket Tines Carry No Warranty

Bent Spears Carry No Warranty

Snowblower Fan Shafts Carry No Warranty

Mower Blades Carry No Warranty

Portable Auger Parts Have Two (2) Year Warranty

5" & 6" UTILITY AUGER ASSEMBLY INSTRUCTIONS

1. Fasten motor mount (#10) with $\frac{1}{2}$ " x $7\frac{1}{2}$ " pin using $\frac{9}{16}$ " washer as spacer between mount and frame.
2. Install 8" pulley (#5) with set screws and $\frac{1}{4}$ " x $1\frac{1}{2}$ " key.
3. Fasten grain deflector (#6) with $\frac{1}{4}$ " x $\frac{3}{4}$ " hex bolt.
4. $\frac{1}{2}$ " x 3" sq. hd. set screw (#18) is used as belt tightener underneath motor mount.
5. $\frac{5}{16}$ " x $1\frac{1}{4}$ " hex bolts are used to fasten intake bottom plate (#11).
6. Fasten feed control clamp (#13) approximately 37" from intake end of auger tube (OPTIONAL)
7. To fasten belt guard (#17) use: $\frac{7}{16}$ " flat washer, lock washer, and hex nut. Bolt guard back plates (#36) & (#37) to guard using $\frac{1}{4}$ " x $\frac{1}{2}$ " hex bolts.

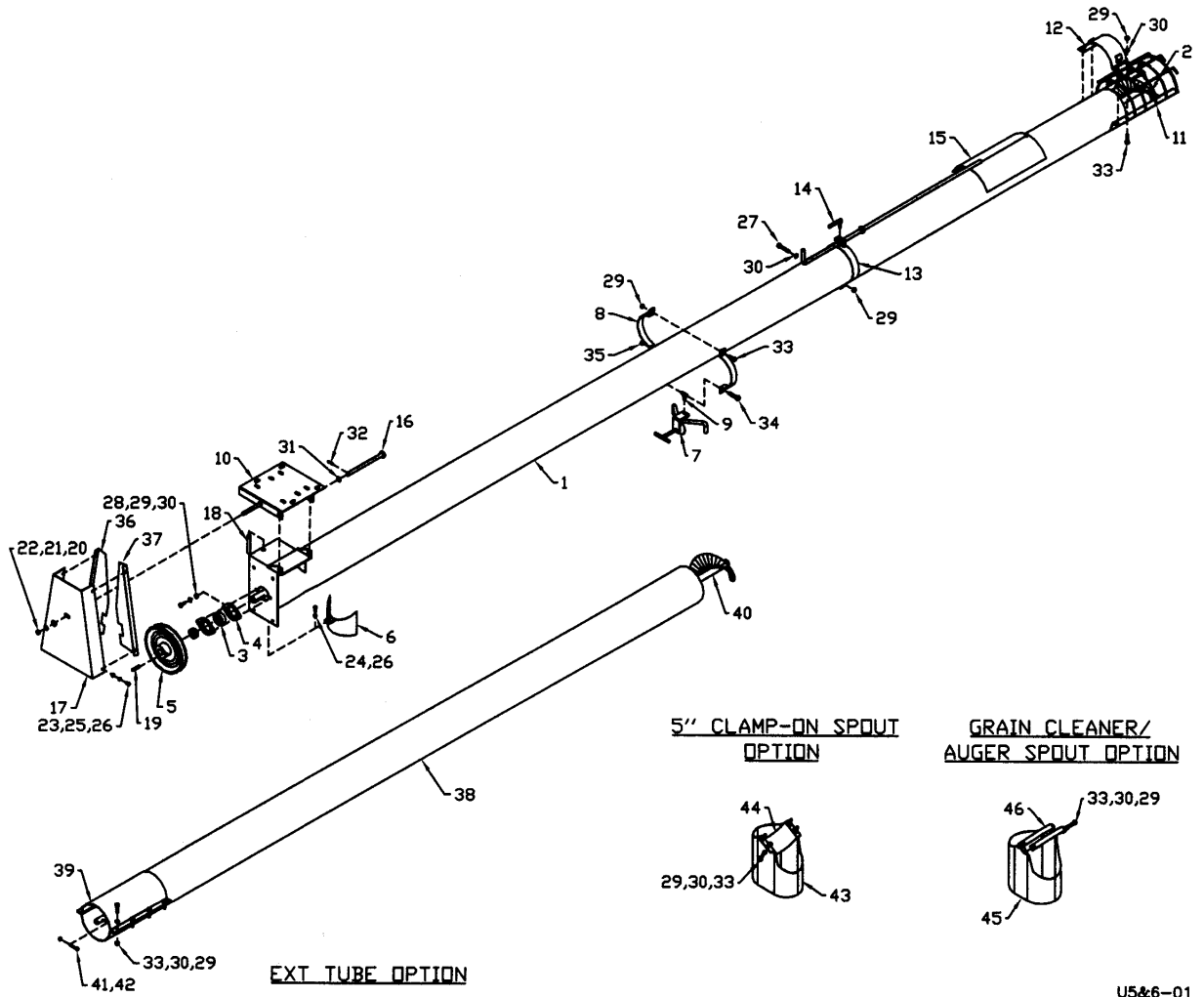
WHEN ORDERING PARTS

Always give your dealer the Model and Serial Number of your machine to assist him in ordering and obtaining the correct parts. Use the exploded view and tabular listing of the area of interest to exactly identify the required part.

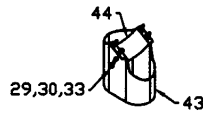
5" & 6" UTILITY AUGER

ITEM	PART #	DESCRIPTION
1	963517	Tube - 5" x 10'
	963617	Tube - 6" x 10'
	963518	Tube - 5" x 15'
	963618	Tube - 6" x 15'
	963519	Tube - 5" x 20'
	963619	Tube - 6" x 20'
2	963504	Flighting - 5" x 11'
	963604	Flighting - 6" x 11'
	963505	Flighting - 5" x 16'
	963605	Flighting - 6" x 16'
	963506	Flighting - 5" x 21'
	963606	Flighting - 6" x 21'
3	961627	1" Bearing c/w Collar
4	963009	1" Bearing Flange
5	963020	8" Single Pulley, 1" Bore
6	963514	Grain Deflector - 5"
	963616	Grain Deflector - 6"
7	963134	Box Clamp
8	963512	Pipe Clamp - 5" (2 Required)
	963610	Pipe Clamp - 6" (2 Required)
9	963136	Clamp Swivel - 5' & 6'
10	963021	Motor Mount Plate
11	963521	5" Intake Bottom Plate
	963621	6" Intake Bottom Plate
12	963520	5' Intake Clamp
	963622	6" Intake Clamp
13	963524	5" Clamp Only
	963623	6" Clamp Only
14	963145	5" & 6" Screw Only
15	963525	5" Feed Control Slide Only
	963624	6" Feed Control Slide Only
16	963024	1/2" x 7 1/2" Hinge Pin
17	963025	Belt Guard

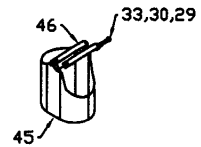
18	963030	1/2" x 3" Sq. Hd. Set Screw
19	963026	1/4" x 1 1/2" Key
20	981616	7/16" Flat Washer (pl)
21	81615	7/16" Lock Washer (pl)
22	81614	7/16" Hex Nut (pl)
23	81523	1/4" x 1/2" Hex Bolt (pl)
24	81525	1/4" x 3/4" Hex Bolt (pl)
25	81545	1/4" Lock Washer (pl)
26	81544	1/4" Hex Nut (pl)
27	81553	5/16" x 1 1/2" Hex Bolt (pl)
28	81549	5/16" x 3/4" Hex Bolt (pl)
29	81568	5/16" Hex Nut (pl)
30	81569	5/16" Lock Washer (pl)
31	81638	9/16" ID Flat Washer (pl)
32	9812430	1/8" x 1" Cotter Pin (pl)
33	81552	5/16" x 1 1/4" Hex Bolt (pl)
34	811795	3/8" x 2" Hex Bolt (pl)
35	81592	3/8" Hex Nut (pl)
36	963098	Guard Back Pl. - Right
37	963099	Guard Back Pl. - Left
38	963527	Tube - 5" x 10'
	963627	Tube - 6" x 10'
39	963529	5" Extension Coupling
	963629	6" Extension Coupling
40	963528	5" x 10' Flighting w/ Coupling Shaft
	963628	6" x 10' Flighting w/ Coupling Shaft
41	9812349	1/4" x 1 1/2" Gr.8 Hex Bolt (pl)
42	84498	1/4" Lock Nut (pl)
43	902969	5" Spout
44	902970	5" Clamp
45	902967	6" Spout Assembly
46	902968	3/4" x 10 1/2" Spout Clamps



5" CLAMP-ON SPOUT
OPTION



GRAIN CLEANER/
AUGER SPOUT OPTION



EXT TUBE OPTION

U5&6-01

5" & 6" UTILITY AUGERS – SHIPPING BUNDLES

QUANTITY REQUIRED	BUNDLE NUMBER	DESCRIPTION
5" x 11' UTILITY AUGER – BUNDLE NUMBER Y511		
1	F1100	5" x 11' Utility Auger
1	F1101	Carton of Parts

5" x 16' UTILITY AUGER – BUNDLE NUMBER Y516		
1	F1101	Carton of Parts
1	F1110	5" x 16' Utility Auger

5" x 21' UTILITY AUGER – BUNDLE NUMBER Y521		
1	F1101	Carton of Parts
1	F1120	5" x 21' Utility Auger

- OPTIONS:**
- F1130 5" x 10' Extension
 - F1102 5" Flow Control
 - F1104 5" Bolt-on Spout

6" x 11' UTILITY AUGER – BUNDLE NUMBER Y611		
1	F1200	6" x 11' Utility Auger
1	F1201	Carton of Parts

6" x 16' UTILITY AUGER – BUNDLE NUMBER Y616		
1	F1201	Carton of Parts
1	F1210	6" x 16' Utility Auger

6" x 21' UTILITY AUGER – BUNDLE NUMBER Y621		
1	F1201	Carton of Parts
1	F1220	6" x 21' Utility Auger

- OPTIONS:**
- F1230 6" x 10' Extension
 - F1203 6" Flow Control
 - F1202 6" Bolt-on Spout
 - F3002 Flex Spout (galvanized)